

2025



ANNUAL PRIMARY HEALTHCARE REPORT

27
Beirut

71
Mount Lebanon

59
North

40
Akkar

28
Baalbeck-Hermel

30
South

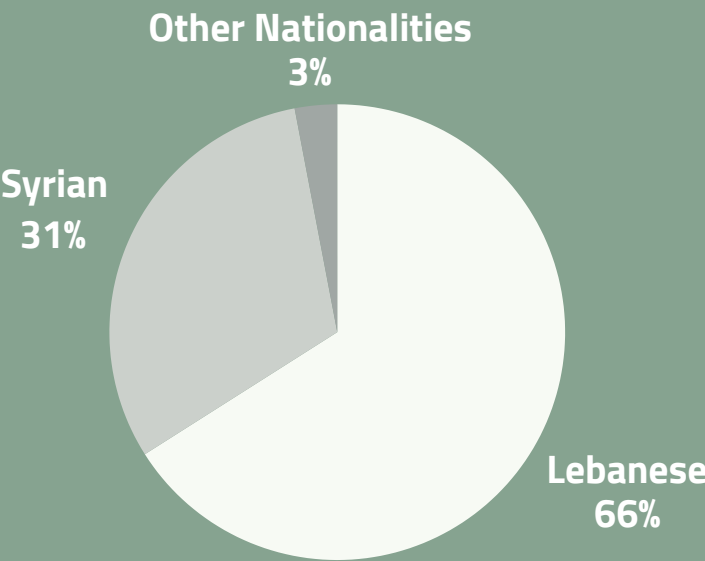
37
Bekaa

12
Keserwen-Jbeil

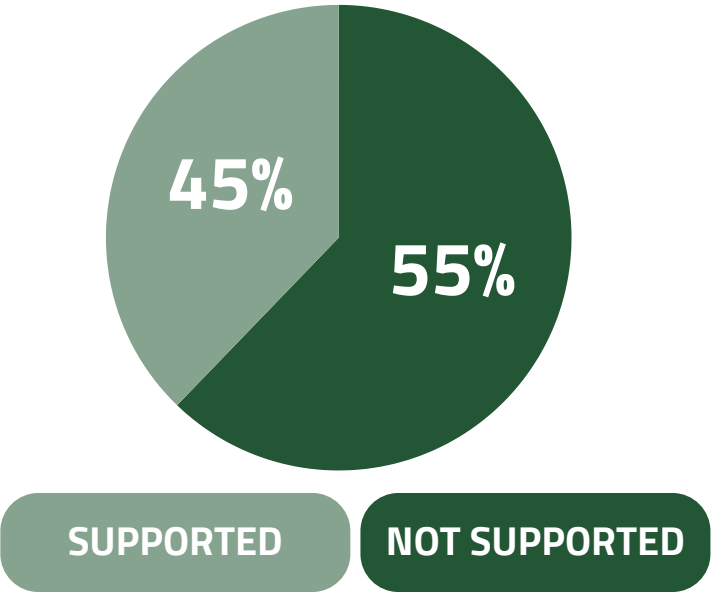
33
Nabatieh




BENEFICIARY DISTRIBUTION BY NATIONALITY



SUPPORTED VS NON-SUPPORTED CENTERS



DISTRIBUTION OF BENEFICIARIES BY GENDER



	MALES	FEMALES
2024	42%	58%
2025	42%	58%

2,348,005
BENEFICIARY

5%
BENEFICIARY INCREASE

7,809,672
SERVICE

3%
SERVICE INCREASE



PRIMARY HEALTHCARE IS A RIGHT FOR ALL —
WITH NO DISTINCTION BASED ON
NATIONALITY, RACE, AFFILIATION, OR
RELIGION.

ACHIEVEMENTS OF THE PRIMARY HEALTHCARE NETWORK IN 2025 COMPARED TO 2024

315,233

VACCINATION SERVICE

13%

INCREASE IN
VACCINATION SERVICES



PREVENTIVE SERVICES

21,146

PAP SMEAR TEST

95%

INCREASE IN
SCREENING EXAMS



23,211

BREAST EXAMINATION

13%

INCREASE IN
SCREENING EXAMS



FAMILY PLANNING METHODS

Condoms

3370

-9%

-23%

4256

IUD



Contraceptive
pills


8,043

-34%

-37.5%

170

Birth
control
injection



The figures for this year show a decline in family planning services; however, they remain better than the results observed between 2023 and 2024. This decrease is primarily attributed to underreporting in the system, despite continuous reminders on the importance of data and its role in decision-making. Strengthening documentation practices remains essential to ensure data accuracy and enable proper monitoring and follow-up.

7%


INCREASE IN SERVICES

NUMBER OF SERVICES DURING
PREGNANCY

83%

INCREASE IN SERVICES

NUMBER OF POSTNATAL
CARE SERVICES



3%

INCREASE IN BENEFICIARIES

BENEFICIARIES OF ANC SERVICES
DURING PREGNANCY

70%

INCREASE IN
BENEFICIARIES

BENEFICIARIES OF
POSTNATAL CARE SERVICES




Acute medication use has remained relatively stable compared to last year, indicating appropriate utilization of medications in line with the available guidelines for acute conditions.

0.6%

INCREASE IN THE
DISPENSING OF ACUTE
MEDICATIONS

20%

INCREASE IN THE
DISPENSING OF CHRONIC
MEDICATIONS



66,564

MENTAL HEALTH
SERVICES

30%

INCREASE IN
SERVICES



MALNUTRITION CASES



7950

-10%


DECREASE IN THE MODERATE ACUTE MALNUTRITION CASES



4870

-25%

DECREASE IN SEVERE ACUTE MALNUTRITION CASES



2874

43%

INCREASE IN THE DETECTION AND DOCUMENTATION OF MALNUTRITION CASES AMONG PREGNANT AND BREASTFEEDING WOMEN

EARLY SCREENINGS FOR CARIOVASCULAR DISEASES

195,166

SCREENING FOR CARDIOVASCULAR DISEASE

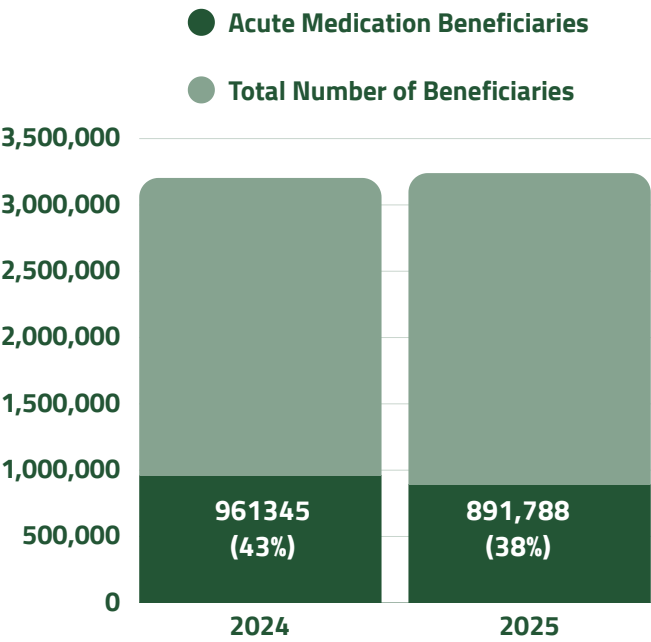
9%

INCREASE IN SCREENINGS

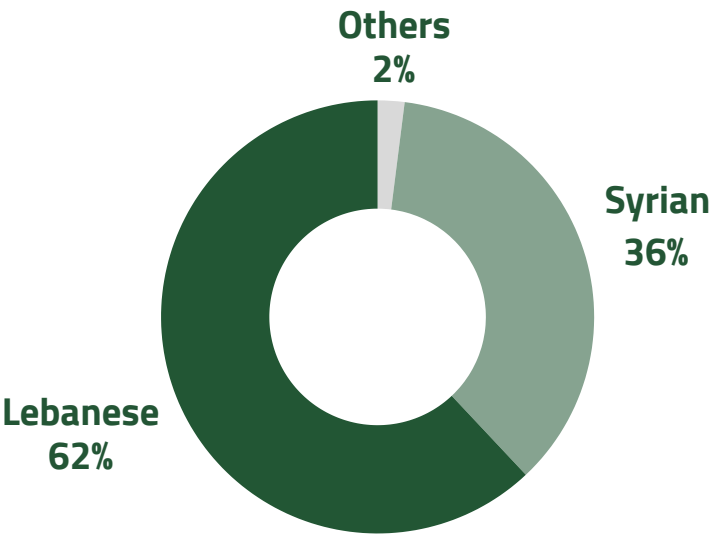


DISTRIBUTION OF ACUTE MEDICATIONS

NUMBER OF BENEFICIARIES OF ACUTE MEDICATIONS OUT OF THE TOTAL NUMBER OF BENEFICIARIES

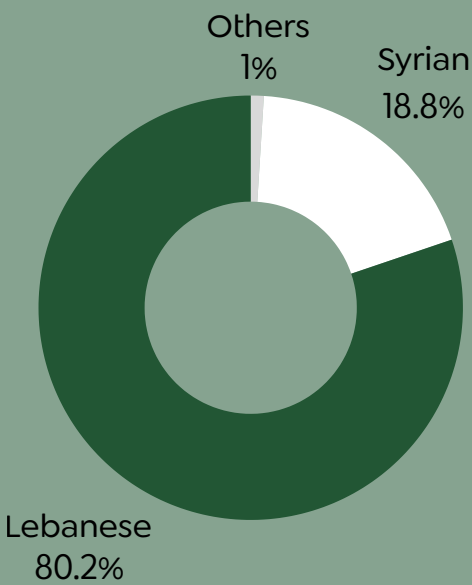
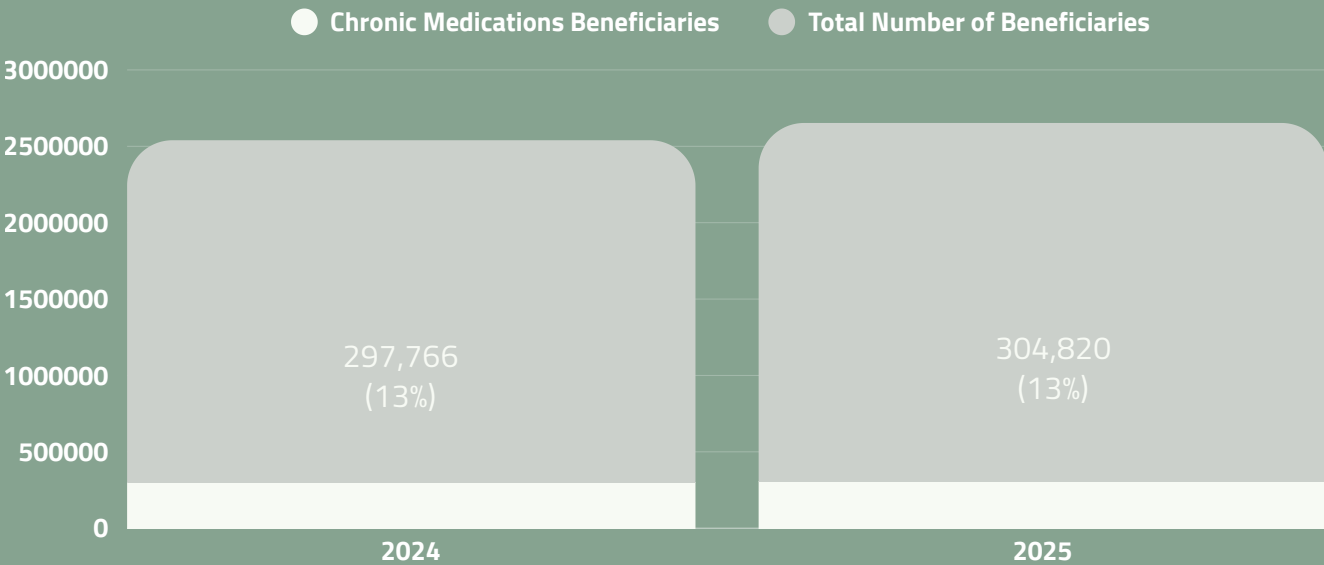


DISTRIBUTION OF BENEFICIARIES OF NON-CHRONIC MEDICATIONS BY NATIONALITY



DISTRIBUTION OF CHRONIC MEDICATIONS

NUMBER OF BENEFICIARIES OF CHRONIC MEDICATIONS OUT OF THE TOTAL NUMBER OF BENEFICIARIES



DISTRIBUTION OF BENEFICIARIES RECEIVING CHRONIC MEDICATIONS BY NATIONALITY

KEY ACTIVITIES FOR 2025

- **Finalized the National Immunization Strategy (2025–2030)** to guide immunization planning, prioritization, and implementation nationwide.
- **Approved the HPV vaccine** and developed a standardized microplanning tool to support effective rollout and implementation.
- **Maintained a 13% increase in immunization performance**, despite a significant reduction in the eligible child population following the return of approximately 20,000 Syrian children.
- **Developed a standardized compliance checklists** to assess adherence to national immunization guidelines across the Central Drug Warehouse, dispensaries, and private physicians.
- **Revised the PHC contractual framework**, clearly defining eligibility requirements for joining the PHC network and delineating roles and responsibilities of both parties.
- **Initiated the development of the National Influenza Policy** to strengthen seasonal influenza preparedness and response.
- **Developed new dashboards** and updated existing ones to enhance immunization monitoring, data quality, and evidence-based decision-making.
- **Updated the LPSP service packages** to be more practical and achievable, informed by feedback from multi-stakeholder focus group discussions.
- **Developed new policies and procedures** and updated existing ones to strengthen governance, standardization, and operational clarity and trained 400 participants from PHCCs.
- **Developed e-learning modules for immunization** and integrated them into PHENICS to support continuous capacity building.
- **Established a partnership with the Ministry of Social Affairs** to streamline processes, clarify roles and responsibilities, and ensure continuity of care.
- **Restored PHC services across Lebanon** by rebuilding damaged facilities using a resilience-focused approach.
- **Completed 60 Mock surveys**, and trained 22 new national surveyors

Key Activities and Strategic Directions for 2026

Service delivery and prevention

Immunization coverage

- Implement the National Immunization Strategy 2025-2030 to increase coverage of existing vaccine and introduce life long Immunization
- Continue on strengthening routine immunization activities nationwide.
- Introduce the HPV vaccine and finalize the the National Influenza Vaccine Policy

Programs and LPSP packages

- Strengthen early detection, continuity of care, and population coverage for noncommunicable diseases, malnutrition, and mental health conditions, alongside community awareness efforts.
- Early detection of complications including diabetes (retinopathy , diabetic food)
- Integrate type I diabetes care into Primary Healthcare
- Launch the smoking cessation program in each district to promote equity and access to services.
- Implement the revised LPSP packages in all PHC centers to standardize the care and improve population health outcomes

Meeting Population needs and expanding access

- Identify gaps in health coverage and select additional health facilities for inclusion in the National PHC Network to meet growing demand for essential services.
- Enhance primary healthcare services in collaboration with local and international partners by expanding coverage and strengthening beneficiary follow-up through the Integrated Approach Initiative.

Capacity and system strengthening

PHC strategy 2025-2030

- Revisit and update the PHC 5-Year Strategy to strengthen governance, alignment, and system resilience.
- Continue developing the PHC Plus platform to strengthen evidence-based planning, monitoring, and equitable resource allocation.

Training

- Strengthen capacity building for healthcare providers, including certification to document completion of training.
- Finalize and launch the e-learning modules for Community Healthcare Workers.

Digital system and Registries

- Continue on improving and updating the health information system to generate high quality data for evidence based decision making .
- Develop and operationalize a Type 1 Diabetes (T1D) registry.

Referral and continuity of care

- Establish effective referral mechanisms between PHC centers and public hospitals to ensure continuity of care.

Key Activities and Strategic Directions for 2026

Emergency Preparedness

- Develop an emergency preparedness and response plan and protocols at the PHC department for primary healthcare centers.
- Develop a risk communication plan and protocols to be activated during emergency setting

Community and patient engagement

- Introduce self management interventions
- Promote healthy life style in the workplace.

Accreditation

- Continue conducting Mock Surveys to ensure compliance with Accreditation Standards for the delivery of high quality care and patient centered care
- Strengthen the quality control system at the level of the National PHC Network

Knowledge and sustainability

- Promote ongoing research and evidence generation to inform policy and practice.
- Explore and mobilize alternative funding sources to enhance the sustainability of primary healthcare services.

