




implantcast

implantcast GmbH
Lüneburger Schanze 26
21614 Buxtehude
Tel.: +49 4161 744-0
Fax: +49 4161 744-200
E-mail: info@implantcast.de
Internet: www.implantcast.de



30.11.2020

URGENT SAFETY INFORMATION

Action: Safety-relevant change of instructions for use / surgical technique

Products concerned: EcoFit® cup cementless /
EcoFit® cup EPORE® cementless

implantcast reference no.: FSCA_20001

Dear Sir or Madam,

hereby, we would like to advise you about a safety-relevant information which is being voluntarily issued by implantcast GmbH for the following products:

Surgical Techniques	Reference-No.
EcoFit® cup	ECOCUOPE
EcoFit® cup EPORE®	ECOEPOPE
Instruction for Use (IFU)	Reference-No.
Cementless Acetabular Cups	09300038



EcoFit® cup cementless
(with plug)



EcoFit® cup EPORE® cementless
(with crunchplugs)

These documents are valid for all variants and sizes of the EcoFit® cup cementless and EcoFit® cup EPORE® cementless.

Background:

In the past, several incidents have been brought to our attention in which the plug or crunchplug, depending on the variant, came loose when impacting an EcoFit® cup. The investigation of these cases showed that a fault in construction and production can be ruled out. Factors that are attributable to the quality of bone in the patient (such as osteosclerosis) are assumed to be the cause.

Therefore, implantcast GmbH has decided to add the following warning note to the surgical technique and instruction for use (IFU):

Instruction for Use (IFU):	<p>“In the case of pathologically altered bone tissue of the operated patient (e.g. Osteosclerosis), there is a risk that during impacting of the EcoFit® / EcoFit® EPORE® cup into the bone the plugs may come loose from the cup. “</p>
Cementless Acetabular Cups	
Surgical Techniques:	
EcoFit® cup (ECOCUOPE)	
EcoFit® cup EPORE® (ECOPEOPE)	

Furthermore, a report has been submitted to implantcast GmbH whereupon a crunchplug of an EcoFit® cup EPORE® could not be removed without difficulty. With regards to this problem, the instruction for use and the surgical technique EcoFit® cup EPORE® have been amended by the following passages:

Instruction for Use (IFU):	<p>„If necessary, cancellous bone screws can be used to support the fixation. The screw holes in the EcoFit® cups EPORE® are covered with special clamping plugs (crunchplugs), which must first be removed. There is a risk that the crunchplugs can only be removed with difficulty. To minimize this risk, it is essential to follow the instructions described in the respective Surgical Technique (ECOPEOPE). “</p>
Cementless Acetabular Cups	

Surgical Technique	„Application of screws
EcoFit® cup EPORE® (ECOPEPE)	<p>The stability of the primary fixation of the cup can be enhanced by the use of additional cancellous bone screws.</p> <p>The screw holes are covered with plugs that must be removed. Therefore put the screw driver 3,5mm into the relevant plug (Fig. 17a). By right- or leftturning and levering out the plugs can be removed (Fig. 17b). The plug is captured by the tip of the remover and it can be pulled out. The removed plugs (Fig. 18a and 18b) can be wiped off using the plug remover located in the container.</p> <p>Alternatively, the cup can be placed on a sterile basis. By gently tapping the plug on the outside of the cup, it comes loose and can be removed out of the cup. For this you can use the cross bar tapered which can be found in the hip stem container. “</p>

Risk assessment:

Hazardous Situations		
Loosening of the plug / crunchplug when impacting. (EcoFit® cup / EcoFit® cup EPORE® cementless)	most common consequence	worst consequence
	No clinically significant extension of the duration of the operation.	Revision operation
Crunchplug cannot be removed without difficulty. (EcoFit® cup EPORE® cup cementless)	most common consequence	worst consequence
	No clinically significant extension of the duration of the operation.	Clinically significant extension of the duration of the operation.

Patient aftercare:

In general, a plug or crunchplug that has come loose should be discovered during the implantation. In that case the plug / crunchplug is to be removed. If these findings are only obtained in the course of a routine follow-up examination, the attending physician should weigh up the risks from this finding for each patient individually.

A crunchplug that does not come loose is merely an intraoperative problem, so that no action for patient aftercare is necessary.

Course of action to be conducted by the customer:

1. Please read this safety information carefully and make sure all relevant departments and officeholders are informed about its content.
2. Please keep this safety information.
3. Please fill in the attached reply form and return it to implantcast GmbH within five working days via FAX +49 4161 744 201 or E-mail MDVS@implantcast.de.


The envisaged deadline for completion of this course of action is **09.12.2020**. Your prompt response will enable us to meet this deadline and to ensure the received information has been taken note of.

We confirm that the National Competent Authority of your country has been notified about this urgent safety information according to the guideline of market vigilance (MEDDEV Vigilance Guidance Document, Reference 2.12/1).

On behalf of implantcast GmbH we would like to sincerely thank you for your help and support with the implementation of this measure and apologize for any inconvenience caused.


We would like to assure you that implantcast GmbH does all in its power to ensure that only such products are on the market that comply with your and our high standards of quality.

Should any questions arise, please contact our product manager for the EcoFit®-System or our director sales and marketing.




Yours sincerely,

implantcast



Director Quality Management



Safety Officer

Please send to Fax-No. +49 4161 744 201 or
E-Mail to MDVS@implantcast.de

Reply form urgent safety information

implantcast reference no.: FSCA_20001

Surgical Technique	Reference-No.
EcoFit® cup	ECOCUOPE
EcoFit® cup EPORE®	ECOPEOPE
Instruction for Use (IFU)	Reference-No.
Cementless Acetabular Cups	09300038

- By signing you confirm the receipt of the urgent safety information dated 30.11.2020 as well as having taken note of the received information.
- Please, **sign** the form and return it to Fax-No.: +49 4161 744 201 or E-Mail: MDVS@implantcast.de.

Please note: No change in design or production of the EcoFit® cups cementless / EcoFit® cups EPORE® cementless has taken place. This safety information has an effect on the instruction for use (IFU) and surgical techniques only.

Hospital and Address	
Name of Contact Person	
Function of Contact Person	
Phone No. of Contact Person:	
Date:	Signature: